

Measuring for Delivery

We want to ensure your new furniture is delivered successfully. This guide provides important measurement and obstruction information you should consider before you purchase your furniture and have it delivered.

Quick Fit Questions

▶ Can our delivery truck fit down your road?

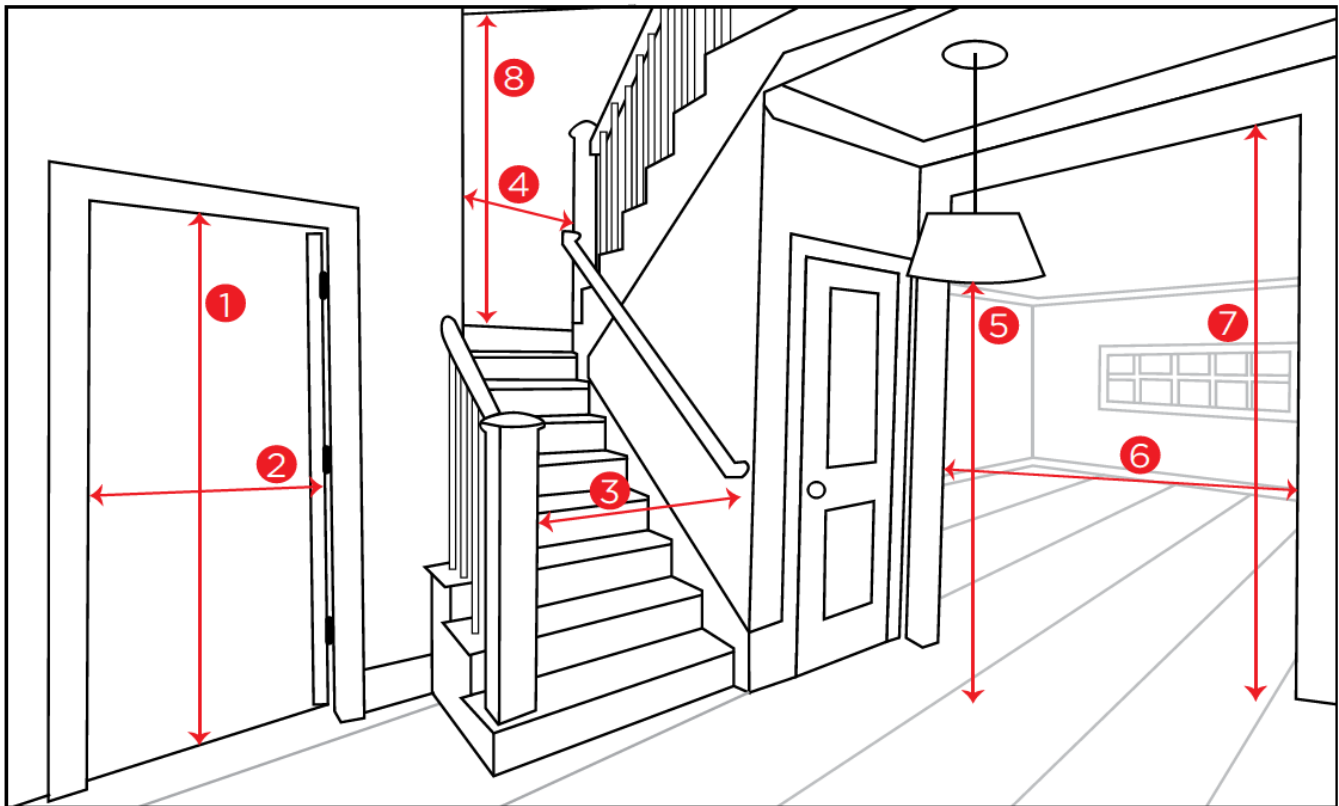
▶ Can your driveway hold a 26ft truck?

▶ Will the furniture fit through all doorways?

▶ Will your hallway size allow our team through with product?

▶ Will the furniture fit up your stairway?

▶ Is your room ready for the product?



1. Exterior/Front doorway height
2. Exterior/Front doorway width & clearance to opposite wall
3. Staircase width
4. Staircase corner width* & clearance to opposite wall upstairs *if your stairs curve
5. Low—hanging light fixtures
6. Interior doorway width & clearance to opposite wall
7. Interior doorway height
8. Stairwell overhang/ceiling height



Delivery Solutions LLC

907-688-9713, 907-229-2304

delvsolutions@gmail.com

For apartment buildings or homes with elevators, it is important to measure the elevator interior height, elevator opening and opposite wall distance.

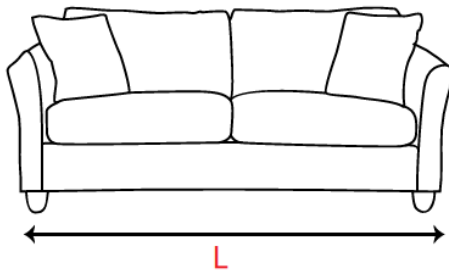
Measuring for Delivery

How we measure your furniture

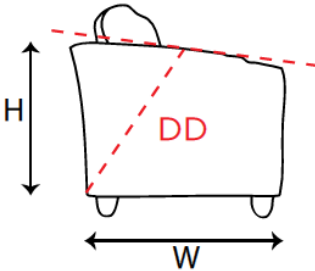
We measure your furniture by length, width and height as seen below to determine how much floor and wall space your new furniture will occupy.

Measuring for delivery

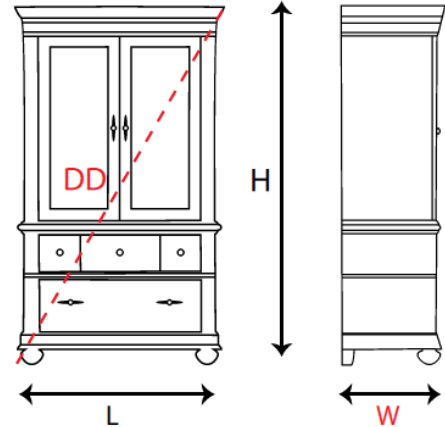
Measure the diagonal depth and width of the furniture as seen below to determine if it will fit through your home's entryways.



Sofa length **L** must be less than entryway dimension **1**, stairway dimensions **3, 4 & 8** and all interior doorways **6** or **7**.



Sofa diagonal depth **DD** must be less than the entryway dimension **2**, stairway dimensions **3, 4 & 8** and all interior doorways **6** or **7**.



Case goods diagonal depth **DD** must be less than the entryway dimension **1**, stairway dimensions **3, 4 & 8** and all interior doorways **6** or **7**.

Case goods width **W** must be less than entryway dimensions **1** or **2**, stairway dimensions **3, 4 & 8** and all interior doorways **6** or **7**.

Preparing for delivery

Before purchasing your new furniture, note all important measurements and obstructions so you can ensure a successful delivery.

Before our delivery team arrives, prepare your home by doing the following:

(Please be aware that our delivery team is unable to make these or other preparations for you.)

- Secure low-hanging light fixtures
- Remove doors if necessary
- Set rugs in place
- Remove pictures or art
- Move other furniture
- Put pets in another room

During delivery, please inspect your furniture thoroughly and report any damage to our delivery team so we can resolve the issue promptly. Please note: we will not hoist furniture or remove windows.

My measurements (Feel free to take these to your home furnishings consultant for assistance or for personal reference.)

ex. front door 78" h 36" w

_____	_____	_____	_____	_____	_____	_____	_____
_____	_____	_____	_____	_____	_____	_____	_____
_____	_____	_____	_____	_____	_____	_____	_____
_____	_____	_____	_____	_____	_____	_____	_____

This guide is for research and reference use only. Always consult with a home furnishings consultant to ensure your new furniture will fit inside your home.